



©2025 Kubota Corporation

Specifications

Model name			RTV-XG850			
Type			General purpose		Worksite	
Body color			Orange		Orange, Desert Sand, and Black RealTree® AP Camouflage	
			Special			
			Stone Gray			
Engine	Type		2-cylinders, 4-cycle, Gas, DOHC			
	Displacement	cc	851			
	Horsepower	HP (kW) /rpm	54.0 (40.3) / 6,000			
	Torque	ft.-lb f (N-m) /rpm	48.7 (66.0) / 5,400			
	Cooling system		Liquid			
	Battery	Ah, CCA	56, 560			
Transmission			CVT PLUS (CVT with centrifugal clutch)			
Gear selection			Hi-Lo range forward, neutral, reverse			
Max. Traveling speed			0-40 (0-64.4)			
4WD system	Front differential		Limited-slip differential			
	Rear differential		Foot operated differential lock			
Steering			Speed sensitive Electric Power Steering			
Brakes	Front / Rear		4-wheel hydraulic disc brake			
	Parking brake		Rear wheel, hand operated			
Suspension	Front suspension		Independent : Dual A-arms with coil over shock			
	Front suspension travel	in. (mm)	9 (229)			
	Rear suspension		Independent with coil over shock			
	Rear suspension travel	in. (mm)	8.5 (216)			
Ground clearance	Front	in. (mm)	9.8 (248)			
	Rear	in. (mm)	9.4 (238)			
Headlights			LED (High-Low) with 2 reflectors			
Occupant Protective System (OPS)	Tubular overhead structure	in. (mm)	2.0 (50.8)			
	Seat belts		3-point			
	Certification		SAE J2194 and OSHA ROPS standards			
Seating			2			
Dimensions	Length	in. (mm)	117 (2,973) *without bumper	119.6 (3,093) *include bumper		
	Width	in. (mm)	63.2 (1,605)			
	Height, overall	in. (mm)	79.5 (2,020) *include ROPS			
	Front tread centers	in. (mm)	52 (1,320)			
	Rear tread centers	in. (mm)	52 (1,320)			
	Wheelbase	in. (mm)	80.5 (2,045)			
	Turning radius	ft. (m)	13.1 (4.0)			
Weight			lbs. (kg) 1,770 (803) *dry			
Towing capacity			lbs. (kg) Flat : 2,000 (907.2) / Slope : 1,550 (703)			
Payload capacity			lbs. (kg) 1,408 (639)			
Cargo bed	Material		Steel			
	Width x Length x Depth	in. (mm)	40.5 x 57.5 x 11.4 (1,030 x 1,465 x 290)			
	Volume	cu. F. (m³)	15.2 (0.43)			
	Cargo bed load	lbs. (kg)	1,000 (454) / 600 (272) *California model			
	Dumping system		Manual			
	Power Lift		Optional electric hydraulic power lift			
Fuel tank capacity			US gal (L) 8.4 (31.9)			
Sound rating at operator's ear at max rpm			db. (A) 89.8			
Tires	Front and rear	ATV	25 x 10-12, 6-ply			
		HDWS	Orange (Bedliner with HDWS tire model): Standard / Other models : Optional : 25 x 10-12, 6ply			
Front guard			Optional			
Alloy wheel			Optional			
Steering tilt			Not available			
Spray-on bed liner			Not available			
			Optional: Orange / Standard: Desert Sand, Black			
			Standard			
			Standard			



“Realtree®” is a registered trademark of Jordan Outdoor Enterprises, Ltd. The company reserves the right to change the above specifications without notice. The values in “Ground clearance” and “Weight” are those of the machine equipped with the tires in the table above. For off-highway use only.

Kubota Tractor Corporation reserves the right to change the stated specifications without notice. This brochure is for descriptive purposes only and reasonable efforts were used to set forth the contained information; some items shown may be optional and some products shown may not be available at all dealerships. Kubota disclaims all representations and warranties, express or implied, or any liability from the use of this brochure. For complete warranty, safety and product information, consult your local Kubota dealer and the operator's manual. Power (HP/ KW) and other specifications are based on various standards or recommended practices. For your safety, Kubota strongly recommends the use of a Rollover Protective Structure (ROPS) and seat belt in almost all applications. This brochure is intended for the United States and US territories only. For information regarding Kubota products or services outside these areas, see Kubota Corporation's global web site. Kubota does not provide parts, warranty or service for any Product which is re-sold or retailed in any country other than the country for which the Product(s) were designed or manufactured.



V

KUBOTA 4WD GASOLINE UTILITY VEHICLE

RTV-XG850
SIDEKICK

For Earth, For Life
Kubota



DURABILITY MEETS SPEED

The RTV-XG850 Sidekick is the ultimate vehicle for those who refuse to compromise. The perfect blend of utility performance and versatility, where durability meets speed. You can trust it will help get the job done. A Kubota gasoline engine powers the Sidekick, bringing decades of engine design and manufacturing expertise to the heart of the vehicle. Every machine comes standard with our 2-year or 1,000 hour warranty*. Because trust is earned, not given.



* For complete warranty, safety and product information, consult your local Kubota dealer and the operator's manual.

READY FOR EVERYTHING

SIDEKICK

POWER THROUGH IT

DO IT WITH PURPOSE

ELEVATE YOUR EXPERIENCE

YOUR RELIABLE ADVANTAGE



* Pre-production model shown.

POWER THROUGH IT



When you have a job to get done, or the great outdoors calls, jump in your Sidekick and go. The Kubota engine in all 2024/2025 Sidekicks come with enough get up and go you will be prepared, no matter what the day might bring. Now, you can power through it with confidence.

KUBOTA ENGINE



Torque

The Kubota engine boasts 48 lb.-ft. of torque, even under load, you can rely on the Sidekick to quickly get you to where you need to be.



Horsepower

The Kubota engine, at 54 HP* with a top-speed of 40 mph, you get a utility-vehicle designed to maximize work and life.

* Power (HP/KW) and other specifications are based on various standards or recommended practices.



Hill Climb

Between the horsepower and torque increase, you can expect better hill climb performance when compared with prior model year Sidekicks. The difference is most noticeable in working conditions, like hauling material or towing a trailer. Now more than ever, you can be assured you have the performance to power through it.


DO IT WITH PURPOSE

The Sidekick is a machine built to maximize work and life. A crossover utility-vehicle with an emphasis on utility, the machine is designed to get the toughest tasks done, quickly. The Sidekick lives up to its namesake, so no matter what you do, you can do it with purpose.



Neutral Stance with Load

When the Sidekick is under a full cargo load, the machine sits relatively neutral. This stance helps the driver control the machine with solid maneuverability - making quick work of even the toughest tasks.



Operating Performance with Load

Sidekick is designed to perform consistently even with a full load of cargo. Meaning you can leverage all of the Sidekick's performance, with or without a full-capacity load in the cargo box.



See owners manual for load capacity and full specifications.



Suspension

The front and rear independent suspension help support a smooth and comfortable ride. It provides stability in working applications, and confidence to traverse a variety of terrain when enjoying your favorite outdoor activity.



Low-speed Control

The Kubota engine, paired with updated throttle mapping and accelerator pedal linkage provide greater control of the machine, especially at low-speeds. When precision is critical, the Sidekick provides the control necessary to ensure smooth operation of the machine.



Sidekick is a highly versatile machine, built to get the job done and elevate your experience. The 2024/2025 model year Sidekick is designed to pair this with smooth acceleration and great throttle control and you get a ride built for all-day comfort. Additionally, plenty of cargo space and optional cargo box accessories ensure you can bring whatever you need for the job or to enjoy a full day of exploration - enhanced by the Sidekick's ability to handle terrain.

CARGO SPACE

HANDLE TERRAIN

ELEVATE YOUR EXPERIENCE

ALL DAY COMFORT

ENJOY THE ADVENTURE



YOUR RELIABLE ADVANTAGE

Wherever you go, the Sidekick will make the journey comfortable and convenient. From the digital meter panel and interior storage to the LED headlights and convenient utility features, Sidekick has everything you need to enjoy the journey, the Sidekick has everything you need to enjoy the trip.



Digital Cluster

The digital meter panel alerts you to almost all major vehicle functions with seatbelt, parking brake, overheating and intermediate gear control indicators. The modern white LCD display provides excellent visibility at all times, even under difficult lighting conditions.



Steel Cargo Box

Sidekick is equipped with a steel cargo box that is ready for whatever the day may bring. An optional spray on bed liner helps to protect the cargo bed from damage while transporting various materials, tools and equipment. In addition, a wide range of cargo box options are also available to support various types of work and help maximize your comfort.



LED Headlights

Let your Sidekick lead the way with bright LED headlights that help improve visibility in low-light conditions. For those who require more light output, an optional headlight upgrade is available which increases the LED lights from 2 to 4.



Half Doors and Shoulder Guards

Half doors on both sides help keep out dirt, brush and other unwanted elements. The sidebars are designed with the customer in mind, especially those who get in and out of the vehicle frequently. Shoulder guards on the ROPS help keep occupants secure during vehicle operation.



Flat Bench Seat

The flat bench seat is designed with support for occupants with enough space for both driver and passenger to ride comfortably. Providing the appropriate space for both driver and passenger—now that's smart.



Under-seat Storage Compartments

Large compartments under the bench seats are ideal for storing tools, tie-downs and personal items.



Glove Box

A large glove box on the passenger side provides quick and convenient access to personal items and frequently used gear. For safety and security, the glove box is equipped with a cover and a key*.

(*glove box door not available on general purpose model)



Cup Holder

A convenient cup holder keeps your beverage tumbler or travel mug secure and always within reach.

DC Outlet

Charge your phone or other electronic device on the go with a convenient DC outlet.

ACCESSORY PACKAGES



MARKSMAN PACKAGE

The Sidekick Marksman package is the hunter's ideal running mate. Built for the thrill of the hunt, 18 accessories provide more capability with enhanced vehicle protection and coverage from the elements. Perfect for those who need to cover long distances, move quickly, or will be hunting in especially rough or uneven terrain.

18 Accessories

Base Model Shown: Worksite Real tree® AP Camouflage

Key Accessories



Flip Down Windshield WARN VRX Winch LED Work Lights*
(* Includes lights and mounting kits) Under Body Protection*
(* Includes protection accessories)



FRONTIER PACKAGE

This is the Sidekick Frontier package, which makes direct eye contact with the best outdoor rides you've ever had, and dares to do better. 18 accessories increase comfort, storage and capability to help elevate your outdoor experience.

18 Accessories

Base Model Shown: Special Black

Key Accessories



Full Cab System*
(* Includes all cab components) Deluxe Cargo Box*
(* Includes storage box and mounting components) Cargo Bed Extender WARN AXON Winch

Shown in images may be previous year models. For Pricing information, visit www.kubotausa.com or contact your local dealer.

ACCESSORIES & IMPLEMENTS

CAB COMPONENTS

Cab accessories provide increased protection from the elements, and offer additional comfort. From windshields, to mirrors, and full cab enclosures – we have you covered.



Sport Roof
77700-VP0800A



Poly Windshield
77700-VP0804A



Break Away Side Mirrors*
77700-10706
(* for 2 mirrors)



Glass Windshield
77700-VP0802

LIGHTING

For those who don't let anything get in their way when they have something to get done, lighting options illuminate your way enhancing visibility in low-light conditions.



LED Headlights Upgrade
K7811-99680



13.5" Light Bar
77700-VP0891




Switch Panel
77700-10732



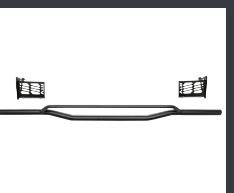
Turn Signal / Hazard Kit
K7811-99610

PROTECTION

Building on an already durable platform, these accessories enhance protection of key components and increase the versatility of the machine. Ensuring you can rely on your Sidekick, day in and day out.



Bush Guard
K7811-99230



Rear Bumper
K7811-99250




Tail Lamp Guard
K7811-99660



A-Arm Guard*
K7811-99150
(* Price of one set, different part numbers for front and rear sets)

WORK

Sidekick owners know the fun starts when the work does. Nothing feels better than a job well done. These accessories make quick work of even the toughest jobs.



Electric Bed Lift
K7811-99670



WARN AXON 3,500 lb Winch
77700-11556



72" Snow Blade
V5008



Interior Rearview Mirror
77700-VP0816