



For Earth, For Life  
**Kubota**

**DMC**

**KUBOTA MOWER CONDITIONERS  
DMC8000/DMC8500**

Trailed mower conditioners ranging from 9'2" to 13'1" with left hand or center pivot drawbar options



# DESIGNED TO OFFER Y



## ***PROTECTING YOUR BUSINESS – FROM THE GROUND UP***

An investment in a Kubota machine will continue to pay off for years to come. We are committed to designing machines that offer maximum productivity and profitability through-out the entire life of that investment.

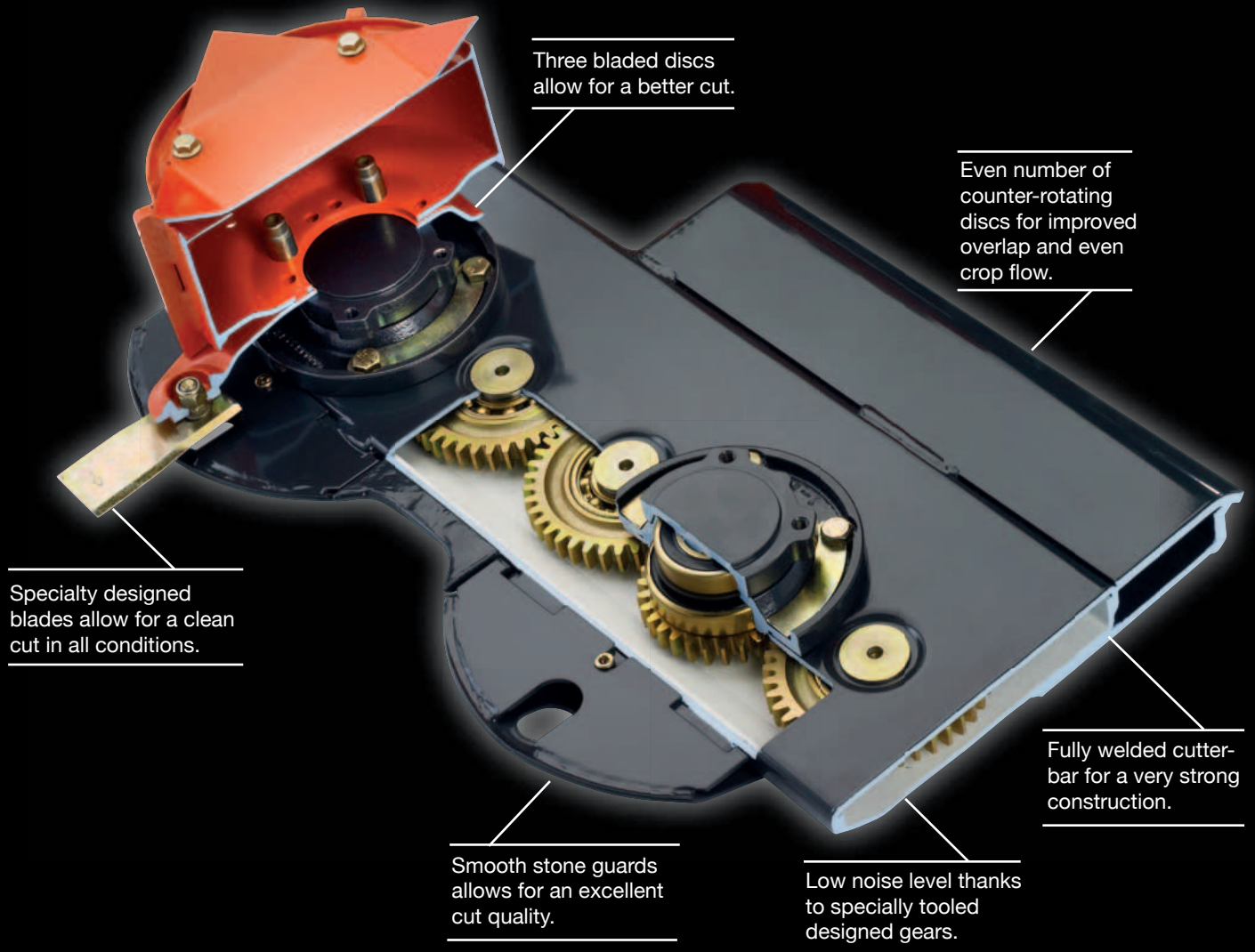
## ***INNOVATIVE SOLUTIONS***

Our focus on developing innovative high quality products is rooted from our research and insight into our customer expectations, allowing us to offer machines suitable for any mowing operation.


**YOU A LITTLE BIT MORE**



# CUTTING PERFORMANCE



Easy access to the cutterbar.



To protect the gear and the drive system, Kubota uses a key safety device, designed to shear in case of an overload.



Individual top service hubs can be removed very quickly for easy maintenance.

# E IN NEW DIMENSIONS

## COUNTER-ROTATING THREE BLADED DISCS

### Low Noise Cutterbar

The Kubota cutterbar is designed for low maintenance and quiet operation. Operators will appreciate the low noise of the cutterbar during long busy days. The long curved gear wheels run smoothly in oil and provide efficient power transfer.

### Heavy Duty Cutterbar

The fully welded cutterbar with overlapping C-channels makes for a very rigid and strong design, ensuring very high level of durability.

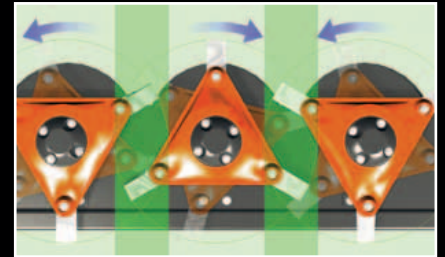
### Three Bladed Discs for More Cuts

With three blades per disc, Kubota mowers are constantly cutting. This design allows for a third less load per blade; an even load on the drive; smoother power usage; and produces a neat, clean cut.


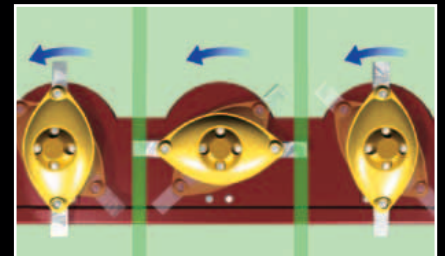
Each steel blade is precisely angled to immediately discharge the cut crop upwards by both air flow and mechanical action.

### Counter-Rotating Cutting Discs for Improved Overlap


All Kubota mowers have an even number of counter-rotating discs. Apart from the immediate crop transport to the rear, this system ensures that even in wet conditions, no stripes of uncut forage are left in the field.



*Kubota's counter-rotating three bladed discs provide a wider overlap on each disc compared to solutions with uneven number of discs.*



*Fully welded cutterbar with overlapping C-channels ensures for a very strong and rigid cutterbar design.*



*Specially designed gears with a rounded design and wide tooth pattern result in low noise and efficient transfer of power.*



**KUBOTA  
CUTTERBAR  
TECHNOLOGY**

# EFFECTIVE SEMISW

## What Makes SemiSwing Stand Out

Utilizing centrifugal force is what makes the Kubota SemiSwing conditioner stand out to other conditioning systems. It offers an aggressive conditioning effect while still offering excellent tine protection and virtually no wear and tear.

SemiSwing tines, due to their restricted movement pattern, are designed to encapsulate part of the centrifugal force, and utilize it to keep the tine in position during rotation. The benefits are no movement during rotation and full conditioning effect.

## Aggressive Conditioning – Minimum Blockages

Kubota's SemiSwing tine conditioner is an aggressive full width conditioning system. When the rotor starts rotating, the SemiSwing tines will instantly move into its working position and stay in a fixed position.

The angle and position of the SemiSwing tines ensure the best possible crop transport. The crop is moved away from the conditioner rotor and towards the conditioner plate. This results in a reduced number of blockages and full utilization of the conditioner plate.

## Excellent Tine Protection – No Maintenance


When encountering an obstacle, the SemiSwing steel tines are able to pivot backwards and let obstacles pass through. This allows large obstacles (up to 4") to pass without breaking the tines. This simple system minimizes down time and reduces the risk of broken tines in the crop.

To adapt to ever changing crop conditions, the conditioner plate can be set in 3 positions.

Efficient crop transfer - crop is efficiently lifted away from the cutterbar and moved along the conditioner plate, ensuring aggressive conditioning effect.

The tine's swing design allows large obstacles to pass through without interfering with the rest of the conditioning process.

The full width conditioner allows for efficient crop conditioning and reduced fuel consumption.



# SWING CONDITIONING

## ADJUSTABLE CONDITIONING EFFECT

The steel tines will stay in a fixed position, allowing for an aggressive conditioning effect.

Reduced wear and tear – no constant movement of conditioner tines – virtually no wear on brackets or tines.

Once in working position, the tine is locked by the rotors forward movement. This allows each tine to stay in its full working position.

### Match the Weather Conditions

The conditioner plate can be set in 3 positions according to the required conditioning effect. Depending on crop conditions and the amount of crop you are cutting, the plate is easily adjusted to match that days conditions. The narrower the clearance, the more intensive conditioning you get.

When operating during a dry season it is possible to adjust the speed of the conditioner rotor to save fuel and preserve the crop. The DMC mower conditioners offer two conditioner rotor speeds, 600 and 900 rpm, which can be easily changed by simply switching the pulleys.



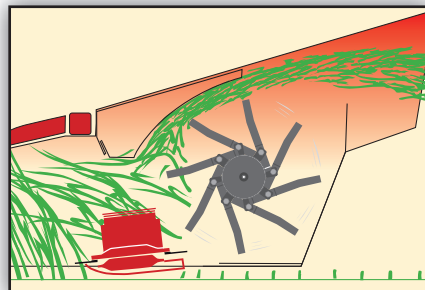
Easy adjustment of conditioning intensity.



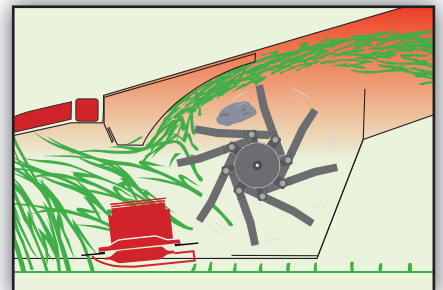
Adjustable rotor speed enables fuel saving and preservation of crop.

48.5lbs of weight is required to pivot the SemiSwing tine backwards.

This means the tine will stay in a fixed position while conditioning crop. This design minimizes the tines movement during rotation, allowing for virtually no wear and tear on the brackets while still providing a full conditioning effect.

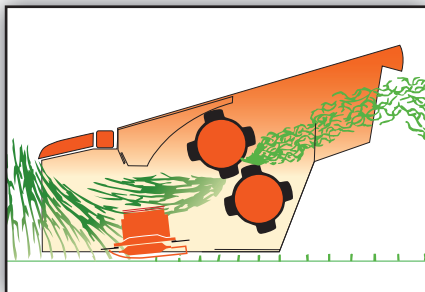


During operation tines will stay in a fixed position, providing full conditioning with minimum wear.



It requires a weight of 48.5lbs on the tine to pivot the SemiSwing tine backwards.

# GENTLE ROLLER



*The special roller configuration, with the top roller located further forward than the bottom roller, provides outstanding upwards flow of crop. No need for an extra roller.*



*Both conditioner rollers are driven by a permanently lubricated, low maintenance, closed transmission.*



*Chevron-pattern rollers, ensure uniform conditioning across the complete working width.*



# R ROLLER CONDITIONING

## ***ROLLER CONDITIONING – DELICATE HANDLING OF FRAGILE CROP***

### **Preservation of Nutritional Value**

Roller conditioning provides gentle, yet effective handling of fragile crop such as alfalfa or clover. Roller conditioning effectively cracks stems and their wax coating, while still preserving the nutritious leaves. This in turn facilitates an even drying pattern and utilization of the forage.

### **Chevron Rubber Rollers**

The 8.8" diameter wide rubber rollers, made from highly durable polyurethane, are vulcanized onto a steel core. This process guarantees straight rollers that will not twist out of shape, regardless of the force transmitted onto them. The chevron pattern actively directs the crop away from the cutting discs, which enables the best possible cutting quality, while limiting the power requirements needed.

### **Full-Width Conditioning**

The Kubota machines feature two full-width chevron, counter rotating conditioning rollers, with the top roller located further forward than the bottom roller. This unique design ensures optimized flow of material from the cutting discs toward the rear, making complicated systems with extra guiding rollers, as seen in other systems, obsolete.

Additionally, the full-width design allows for the distribution of crop into a thinner mat, increasing the amount of crop in contact with the rollers.

### **Non-Stop Mowing**

If an obstacle is encountered, the roller pressure will be momentarily relieved, which separates the rollers and allows obstacles up to 2.4" to pass without damage to the rollers and without having to stop mowing.

### **Easily Adjusted, Uniform Conditioning Intensity**

The spring-controlled pressure exerted between the two rollers guarantees uniform conditioning intensity, regardless of the amount of crop passing through the rollers. The required conditioning intensity varies from field to field, which is why it is easily and endlessly adjustable via a handle.

*The 8.8" rollers that will not twist out of shape, regardless of the force transmitted onto them. If an obstacle is encountered, the spring tensioning system will separate the rollers, leaving an opening of up to 2.4", allowing objects to pass without damage to the rollers.*



# TRAILED MOWER



## Tailored To Any Request

Equipped with features such as a fully welded cutterbar, SemiSwing or chevron roller conditioners, independent active suspension and FlipOver wide spreading, Kubota's DMC8000 and DMC8500 series machines are ready to meet every request with exceptional performance.

## Tough and Reliable In Every Situation

Being prepared when mowing needs to take place is essential. Our machines are designed to offer maximum productivity, and our global support network is dedicated to help you do more, so you can make the most of your time.



*The swivel hitch headstock with reversible gearbox provides optimal maneuverability.*

# R CONDITIONERS



## ***CENTER PIVOT DRAWBAR***

The DMC8500 models are equipped with a center pivot drawbar for mowing both to the right and left side of the tractor. This important advantage in mower design allows operators to mow in one continuous pattern, without the need for constantly opening up new headlands. Consequently, time consuming short runs are eliminated and mowing capacity is increased.

With this unique feature, you can prevent the creation of triangular or oddly shaped fields.

Turning on headlands is much easier, because the hydraulically operated drawbar allows the turning circle to be significantly reduced, saving time and reducing the number of instances where cut crop is driven over.



*A lifting height of 18", ensures excellent ground clearance for transport and during headland turning.*



*Operated on either side of the tractor, ...*



*...DMC8500 models offer time saving potential.*

# ACCURATELY FOLLOWS



## **Kubota Suspension for Clean Cutting Action**

The DMC8000 and DMC8500 series are engineered with the unique Kubota suspension concept. The complete mowing section including the conditioner is suspended independently from the main chassis by either two or four long adjustable suspension springs, allowing field tracks and contours to be closely followed.

If an obstacle is encountered in the field, the mowing section will lift up and backwards, protecting the cutterbar from damage. When the obstacle is passed, the mowing section automatically returns to the working position.

A simple crank adjusts the whole cutterbar assembly up or down to a desired stubble height. Additional skids are available to increase cutting height.



*Easy adjustment of stubble height.*

# S GROUND CONTOURS



## Accurate Sideways Adaptation

The long spring design allows for excellent ground following ability. In uneven fields, the mower is able to adapt +19.7"/-5.9".

## Even Ground Pressure

The suspension springs are fitted on the widest possible position of the mowing section to ensure even ground pressure. Weight on ground is stable and only approx. 88 - 110lbs on each side.

## Effective Protection Against Foreign Obstacles

The suspension rod is fitted between mowing section and mainframe. This ensures that distance between suspension rod and pushing arm is constant. When an obstacle in the field is encountered, the mowing section will move backwards and automatically raise to allow the object to pass. The mower will automatically return to working position once the obstacle is navigated.



*The suspension springs ensure excellent sideways adaptation of the complete mowing section.*



*Kubota's DMC8536 and DMC8540 are fitted with 4 suspension springs for accurate ground pressure.*



*When an obstacle is encountered, the mowing section is forced backwards and the special suspension rod ensures that the mowing section is automatically lifted upwards and above the object.*



*The suspension springs allow the mower to closely follow ground contours in uneven conditions. The cutting section can adapt 19.7" up and 5.9" down.*

# WIDE SPREADING



*Changing from swathing to wide spreading is a one-man-job.*



*Simply turn the rear plate 180°.*



*Dismount the two deflector doors and you are ready to mow.*

## **Easy-To-Use Wide Spreading Kit**

The Kubota DMC8000 and DMC8500 series can be fitted with an easy-to use wide spreading kit. This enables crop to be cut and spread in one operation, saving both time and resources.

## **The Spreading Plate**

The spreading vanes are placed further back on the mowing unit than when compared to conventional systems. The extended distance between the conditioning rotor and the spreading vanes allows for a consistent spread of material across the entire working width, which in turn ensures a better dry down.



*The crop is directed inwards, away from the unmowed crop.*

# SPECIFICATIONS

Kubota Models	DMC 8028T	DMC 8032T	DMC 8032R	DMC 8536T	DMC 8536R	DMC 8540T
Drawbar	Left hand	Left hand	Left hand	Center	Center	Center
Conditioner	SemiSwing	SemiSwing	Roller cond.	SemiSwing	Roller cond.	SemiSwing
<b>Dimensions &amp; Weight</b>						
Cutting Width (ft)	9'2"	10'6"	10'6"	11'9"	11'9"	13'1"
Weight approx. (lbs)	4013	4333	4543	5347	5348	5513
Transport width (ft)	8'1"	9'1"	9'1"	11'2"	11'2"	12'6"
<b>Attachment to Tractor</b>						
Hitch (CAT)	Cat 2	Cat 2	Cat 2	Cat 2	Cat 2	Cat 2
PTO (RPM)	540 • / 1000 o	540 • / 1000 o	540 • / 1000 o	540 • / 1000 o	540 • / 1000 o	540 • / 1000 o
Min. PTO horsepower req. (hp/KW)	50/70	60/80	60/80	70/90	70/90	74/100
<b>Operation</b>						
Number of discs	8	8	8	10	10	10
Remotes	2	2	2	2	2	2
Cutterbar operating range °	-17 / +17	-17 / +17	-15 / +15	-15 / +15	-17 / +17	-15 / +15
Stubble height (in)	1.18"-1.57"	1.18"-1.57"	1.18"-1.57"	1.18"-1.57"	1.18"-1.57"	1.18"-1.57"
Cond. rotor speed	900/600	900/600	900	900/600	900	900/600
Tires	380/55-17	380/55-17	380/55-17	380/55-17	380/55-17	380/55-17
<b>Accessories</b>						
Wide spreading kit	o	o	o	o	o	o
High skids (inches) +0.8/+1.6/+3.2	• / o / o	• / o / o	o / o / o	- / • / o	o / • / o	- / • / o
Throwing wings for diff. crops	o	o	•	o	•	o
Lighting kit	•	•	•	•	•	•
Alternative cond. speed kit	1015/500	1015/500	1200	1015/500	1200	1015/500

• = standard o = optional - = not available



Transport with integrated lighting kit.



Integrated tool box.

*The company reserves the right to change the above specifications without notice. This brochure is for descriptive purposes only. Some of the items pictured in this brochure are optional and not standard equipment. Please consult your local Kubota dealer for warranty, safety or product information. Kubota strongly recommends of a seatbelt and ROPS (rollover protective structure) in almost all applications.* ©2014 Kubota Corporation



## **KUBOTA TRACTOR CORPORATION**

Kubota Tractor Corporation, 3401 Del Amo Boulevard, Torrance CA 90503  
Western Division: 1175 S. Guild Ave., Lodi, CA 95240 Tel (209) 334-9910  
Central Division: 14855 FAA Boulevard, Fort Worth, TX 76155 Tel (817) 571-0900  
Northern Division: 6300 at One Kubota Way, Groveport, OH 43125 Tel (614) 835-1100  
Southeast Division: 1025 Northbrook Parkway, Suwanee, GA 30024 Tel (770) 995-8855

**Visit our web site at: [www.kubota.com](http://www.kubota.com)**







For Earth, For Life  
**Kubota**

# HT

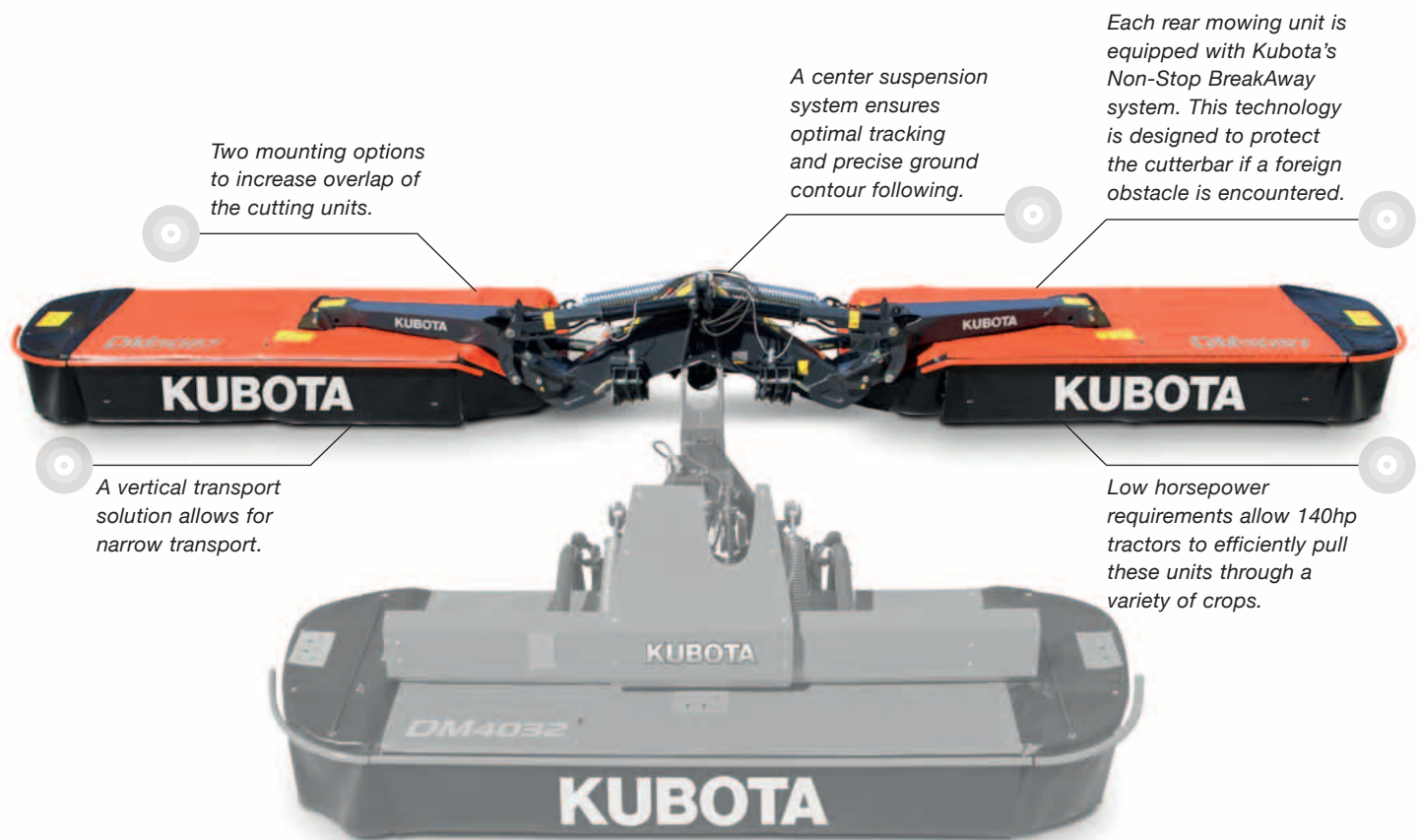
## KUBOTA HAY IMPLEMENTS KUBOTA BROADENS THE RANGE

Introducing new additions to the Kubota Family



# KUBOTA DM3087

## IDEAL WEIGHT DISTRIBUTION



### Kubota DM3087

With only 140hp, Kubota's DM3087 can provide 28'7" of cutting productivity. This cutting solution allows farmers to effectively mow extensive areas with a relatively small tractor.

Weighing only 3000lbs, this unit proves to be the ideal ratio between low weight, to large working width. The center suspended mowing units combined with Kubota's cutterbar technology and their three - bladed discs offer unmatched mowing performance.

Kubota Model	DM 3087
Working Width (ft)	28'7"
Weight approx. (lbs)	3000
Hitch (CAT)	2/3
Min. PTO hp req. (hp/kW)	140/100
Number of discs/ blades	16/48

# KUBOTA DM4032



*Kubota's Non-Stop BreakAway technology protects the cutterbar by moving the mowing unit both back and up when an obstacle is encountered.*

*Simple to set and adjust. Set the height of the tractor linkage and adjust ground pressure by tightening the suspension springs.*



*By switching the pulleys, the 2-speed driveline can be set to eco speed which reduces the rpm from 1000rpm to 750rpm thus lowering fuel consumption.*

*To ensure best possible ground adaptation, the mowing unit moves independently from the front linkage.*

## OUTSTANDING GROUND FOLLOWING ABILITY

### Kubota DM4032

Kubota's DM4032 features a user friendly interface while still providing a tough low weight solution. The DM4032 distinguishes itself through its excellent cutting performance and its unique ability to adapt to a variety of terrain.

With eight counter rotating discs, cut quality is uncompromised. Running the DM4032 in combination with Kubota's DM5040, producers can effectively cut 23'7" of material with very low horsepower demands.

Kubota Model	DM 4032
Working Width (ft)	10'6"
Weight approx. (lbs)	1566
Hitch (CAT)	2
Min. PTO hp req. (hp/kW)	40/29
Number of discs/ blades	8/24

# KUBOTA DMC8028R

## INCREASED DURABILITY

Suspension rod and spring geometry provide excellent cutterbar protection.

Carefully engineered design minimizes the number of moving parts, leading to increased durability and easy servicing.



Full width roller conditioner for gentle handling of fragile crop and preservation of nutritional value.

### Kubota DMC8028R


Kubota's DMC8028R was carefully designed to allow both the cutterbar and conditioning unit to float separately from the main chassis, providing an unsurpassed ability to follow a variety of terrain. This unit features full width roller conditioning and Kubota's 3-bladed cutterbar technology.



Kubota Model	DMC 8028R
Working Width (ft)	9'2"
Weight approx. (lbs)	3870
Hitch (CAT)	2
Min. PTO hp req. (hp/kW)	70/50
Number of discs/ blades	16/18

# KUBOTA RA2072

## COST-EFFECTIVE TWO-ROTOR RAKE



### Kubota RA2072

The RA2072 is Kubota's smallest double rotor, center delivery rake. This rake is ideal for small professional operations that need added flexibility. With raking widths ranging between 20'4" - 23'7" it has the ability to work comfortably in tight fields and produce consistent windrows day in and day out.

Kubota's RA2072 has a sturdy carrier frame which features rear steered wheels, a TerraLink Quattro flexibility system and a unique hydraulically controlled working width adjustment.

Kubota Model	RA 2072
Working Width (ft)	20'4"-23'7"
Weight approx. (lbs)	3616
Hitch (CAT)	2
Min. PTO hp req. (hp/kW)	50/35
Number of rotors	2
Number of arms per rotor	11

*The company reserves the right to change the above specifications without notice. This brochure is for descriptive purposes only. Some of the items pictured in this brochure are optional and not standard equipment. Please consult your local Kubota dealer for warranty, safety or product information. Kubota strongly recommends of a seatbelt and ROPS (rollover protective structure) in almost all applications. ©2015 Kubota Corporation*

# Kubota®

## KUBOTA TRACTOR CORPORATION

Kubota Tractor Corporation, 3401 Del Amo Boulevard, Torrance CA 90503

Visit our web site at: [www.kubota.com](http://www.kubota.com)

