

Specifications

Model		GR2020G	GR2120
Engine			
Model		GH631	D782
Type		2 cylinders, gasoline, air cooled	3 cylinders, diesel, water-cooled
Total displacement	cu.in. (cc)	41.1 (674)	47.5 (778)
Gross horsepower*	HP (kW)	20.5 (15.3)	17.0 (12.7)
Engine layout		Horizontal	
Fuel tank capacity	gal. (ℓ)	4.2 (16)	4.8 (18)
Dimension			
Overall length	in. (mm)	78.3 (1990)	
Overall width (with 48" / 54" mower deck)	in. (mm)	61.0 (1550) / –	61.0 (1550) / 66.9 (1700)
Overall height	in. (mm)	50.8 (1290)	
Wheelbase	in. (mm)	50.4 (1280)	
Ground clearance (with 48" / 54" mower deck)	in. (mm)	4.7 (120)	
Tread			
Front/Rear	in. (mm)	32.5 (825) / 32.2 (820)	
Weight (with 48" / 54" mower deck)	lbs. (kg)	882 (400) / –	959 (435) / 970 (440)
Tire size			
Front/Rear		16×7.5–8/23×10.50–12	
Transmission		Hydrostatic transmission	
Transmission drive		Shaft drive	
Speed control		Single foot pedal	
Traveling speed			
Forward/Reverse	mph (km/h)	0–6.2 (0–10.0) / 0–3.1 (0–5.0)	
Cruise control		Std.	
Brake		Internal expanding brake	
PTO clutch		Hydraulic wet multi discs	
Mower deck drive		Shaft drive	
Steering system		Glide Steer, hydraulic power steering	
Operator's deck		Flat	
Seat adjustment		Slide	
Seat suspension		Mechanical suspension with weight adjustment	
Fuel gauge		Std.	
Hour meter		Std.	
Easy checker		Std.	
Mower OPC.		Std.	
Travel OPC.		Std.	
Blade shut off brake		PTO Clutch	
Grass catcher (optional)			
Capacity	bushel	10	
Material of bag		cloth	

Mower Specifications

Model		RCK48GR	RCK48GR / RCK54GR
Cutting width	in. (mm)	48 (1219)	48 (1219) / 54 (1372)
Lifting device		Hydraulic	
Mower mounting method		Parallel linkage	
Cutting height	in. (mm)	1.0–4.0 (25–102)	
Cutting height adjustment		Dial gauge	
Cutting height increments		1/4"	
Number of blades		3	
Direction of discharge		Right side	
Minimum uncut diameter	in. (mm)	43 (1100)	43 (1100) / 35 (900)

* Power(HP) specifications for individual gasoline/diesel engine models are rated pursuant to Society of Automobile Engineers(SAE) J1940 based on gross output testing performed in accordance with SAE J1995 without the air cleaner and muffler. Kubota Tractor Corporation reserves the right to change the stated specifications without notice. This brochure is for descriptive purposes only and reasonable efforts were used to set forth the contained information; some items shown may be optional and some products shown may not be available at all dealerships. Kubota disclaims all representations and warranties, express or implied, or any liability from the use of this brochure. For complete warranty, safety and product information, consult your local Kubota dealer and the operator's manual. Power (HP/KW) and other specifications are based on various standards or recommended practices. For your safety, Kubota strongly recommends the use of a Rollover Protective Structure (ROPS) and seat belt in almost all applications. This brochure is intended for the United States and US territories only. For information regarding Kubota products or services outside these areas, see Kubota Corporation's global web site. Kubota does not provide parts, warranty or service for any Product which is re-sold or retailed in any country other than the country for which the Product(s) were designed or manufactured.



For Earth, For Life
Kubota

GR

KUBOTA LAWN & GARDEN TRACTORS

GR2020/GR2120 **DIESEL & GASOLINE**

Cut down your mowing time while manicuring your lawn, with Kubota's revolutionary 'Glide Steer' technology.



Revolutionary Technology:
GLIDE STEER



KUBOTA TRACTOR CORPORATION
1000 Kubota Drive, Grapevine, TX 76051 Tel 888-4 KUBOTA
Visit our web site at: kubotaUSA.com

©2019 Kubota Corporation

Cat.No.2387-01-US Printed in Japan.D.REX.'19-FEB.

GR20 Series with Glide Steer technology excels where 4wd traction and efficient mowing are needed.

Revolutionary Technology:

GLIDE STEER

Only revolutionary technology by Kubota could enable the GR Series to turn so sharply, yet minimize potential turf damage to levels below standard 2wd lawn tractors. Offering precise control and exceptional traction with 'Glide Steer', GR Series tractors not only cut in confined areas, they cut down overall mowing time as well. Add it all up, and you have the most maneuverable and powerful lawn tractor Kubota has ever built.



KUBOTA LAWN & GARDEN TRACTORS
GR2020/GR2120
 GASOLINE VERSION DIESEL VERSION

Outstanding Traction

When driving in a straight direction, the GR Series provides outstanding traction with all-wheel drive.

Sharp Turning

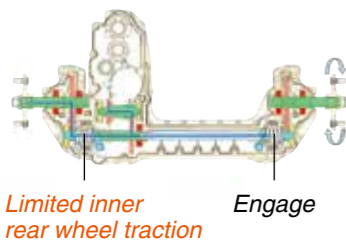
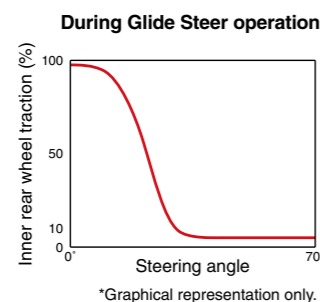
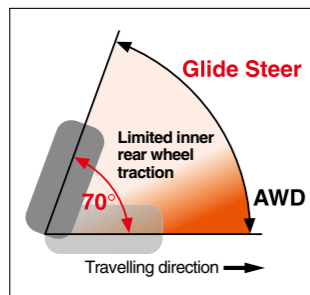
To provide the sharpest turn possible, both front wheels turn an incredible 70 degrees.

Outstanding Traction

Once the front wheels are straight again, the GR Series resumes all-wheel drive.

Glide Steer

Here's how our technology works. When starting a turn on either the GR2020 or GR2120, the inside rear wheel begins to track freely. This enables a tight turn while preventing damage to the turf.



Performance

You demand the best. The GR2020/GR2120 deliver.

Unmatched in its class, Kubota incorporates advanced farm tractor technologies in every GR Series lawn tractor.

Powerful Engine

Tapping Kubota's legendary heritage of quality engine design, the GR2120 is powered by a Kubota 17-horsepower, 3-cylinder diesel engine. The GR2020 has a 2-cylinder, high-performance gas engine. These engines generate a high torque rise that easily handles hours of heavy-duty mowing.



Diesel Engine



Gasoline Engine

Hydrostatic Power Steering

Soft-touch power steering enhances maneuverability, reduces fatigue, and makes operating both the GR2020 and the GR2120 nearly effortless.



New HST Transmission

Kubota's reputable HST transmission is easily controlled by a single foot pedal, and produces a smooth and comfortable ride.



Turf

Our 48-inch and 54-inch mower decks ensure professional results.

All GR mower decks are constructed of durable 10-gauge steel and designed with a 5-inch deep shell to assure professional and lasting results. And with an easy to reach cutting height adjustment dial and hydraulic mower deck lift, your professional results just became easier to manage. For even finer clippings, an optional mulching kit is also available.



Easy reach cutting height adjustment dial



Hydraulic mower lift lever

Mulching Kit (Optional)

A one-piece unit that's easy to install, our mulch system makes clippings disappear into your grass, creating a healthier lawn.



"Catch All" Grass Catcher (Optional)

Incredibly sturdy yet lightweight, the large-capacity, 10-bushel grass catcher lets you mow longer with fewer stops for emptying.



Durability

Years of resilient service.

Enhanced Durability

Starting with a 3/16-inch U-frame platform, every component from the ground up has been designed to provide significant durability for years of service. Hydraulic PTO and shaft drives are only a few farm tractor features that distinguish the GR from its competition.



Shaft-drive Transmission

Unlike a belt-drive transmission utilized in conventional mowers, our low-maintenance shaft-drive transmission will provide years and years of reliable service.



Shaft-drive PTO/ Hydraulic PTO Clutch

Conventional mowers utilize electric, belt driven PTOs, but our mowers don't. Our shaft-drive mower deck and hydraulic PTO clutch deliver reliability with far less maintenance. No more belts and pulleys to maintain.



Comfort

Maximum comfort for maximum output.

Suspension Seat/Full-flat Operator Platform

Oversized and generously padded, the GR2020 and GR2120's suspension seat can be adjusted to provide a high level of comfort to a wide range of operators. The full-flat open platform minimizes operator fatigue by offering plenty of legroom. For additional comfort, optional arm rests are available.



HST Pedal

Cruise Control
To engage, simply depress the pedal, then set the speed by pulling the speed-set knob.



Full-flat Open Operator Platform



Seat Position Adjustment Lever

Weight Adjustment Dial

Easy Reach Cutting Height Adjustment Dial

Hydraulic Mower Lift Lever

Cup Holder



Comfortable High-back Seat



Implements



Grass Catcher (GCK54-GR)



48" Front Blade (GR2705)



46" Snow Blower (GR2707)